


**vtech**<sup>®</sup>  
Baby

User's Manual

# Discovery Activity Tree



© 2013 VTech  
Printed in China

91-002857-002 

**VTech understands that a child's needs and abilities change as they grow and with that in mind we develop our toys to teach and entertain at just the right level...**

## **vtech** Baby

**Toys that will stimulate their interest in different textures, sounds and colours**

### **I am...**

...responding to colours, sounds and textures

...understanding cause and effect

...learning to touch, reach, grasp, sit-up, crawl and toddle

**Birth-36 months**



## **Pre-School**

**Interactive toys to develop their imagination and encourage language development**

### **I want...**

...to get ready for school by starting to learn the alphabet and counting

...my learning to be as fun, easy and exciting as can be

...to show my creativity with drawing and music so my whole brain develops

**3-6 years**



## **Electronic Learning Computers**

**Cool, aspirational and inspiring computers for curriculum related learning**

### **I need...**

...challenging activities that can keep pace with my growing mind

...intelligent technology that adapts to my level of learning

...National Curriculum based content to support what I'm learning at school

**4-10 years**




To learn more about this and other VTech® products, visit [www.vtechuk.com](http://www.vtechuk.com)

# INTRODUCTION

Thank you for purchasing the **VTech® Discovery Activity Tree** learning toy!

Introduce your baby to counting and learning fun with the **Discovery Activity Tree** by **VTech®**! Help your baby drop balls into the tree and watch them learn to count, or develop your baby's language and motor skills, helping them press cute apple buttons to learn colours and numbers. With the fun spinning wheel and spiral slide, your baby can take all the balls for a ride while the cute little birdie sings fun melodies and songs. Drop, spin, press and slide your baby off to learning fun!

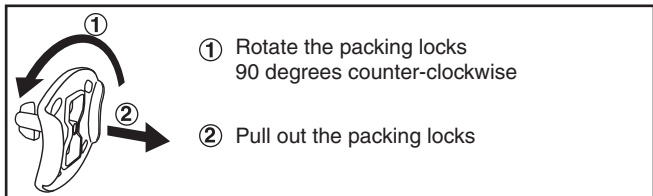


# INCLUDED IN THIS PACKAGE

- One VTech® Discovery Activity Tree learning toy
- One instruction manual
- Four colourful balls

**WARNING:** All packing materials, such as tape, plastic sheets, packaging locks and tags are not part of this toy, and should be discarded for your child's safety.

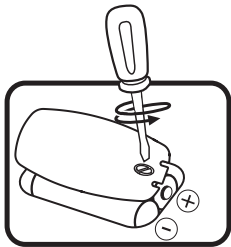
**NOTE:** Please keep this instruction manual as it contains important information.



## GETTING STARTED

### BATTERY INSTALLATION

1. Make sure the unit is turned **OFF**.
2. Locate the battery cover on the back of the tree. Use a screwdriver to loosen the screw.
3. Install 2 new AAA (AM-4/LR03) batteries following the diagram inside the battery box. (The use of new alkaline batteries is recommended for maximum performance.)
4. Replace the battery cover and tighten the screw to secure.



## BATTERY NOTICE

- Use new alkaline batteries for maximum performance.
- Use only batteries of the same or equivalent type as recommended.
- Do not mix different types of batteries: alkaline, standard (carbon-zinc) or rechargeable (Ni-Cd, Ni-MH), or new and used batteries.
- Do not use damaged batteries.
- Insert batteries with the correct polarity.
- Do not short-circuit the battery terminals.
- Remove exhausted batteries from the toy.
- Remove batteries during long periods of non-use.
- Do not dispose of batteries in fire.
- Do not charge non-rechargeable batteries.
- Remove rechargeable batteries from the toy before charging (if removable).
- Rechargeable batteries are only to be charged under adult supervision.

### Disposal of batteries and product



The crossed-out wheellie bin symbols on products and batteries, or on their respective packaging, indicates they must not be disposed of in domestic waste as they contain substances that can be damaging to the environment and human health.



The chemical symbols Hg, Cd or Pb, where marked, indicate that the battery contains more than the specified value of mercury (Hg), cadmium (Cd) or lead (Pb) set out in Battery Directive (2006/66/EC).

The solid bar indicates that the product was placed on the market after 13th August, 2005.

Help protect the environment by disposing of your product or batteries responsibly.


For more information, please visit:

[www.recycle-more.co.uk](http://www.recycle-more.co.uk)

[www.recyclenow.com](http://www.recyclenow.com)



# PRODUCT FEATURES

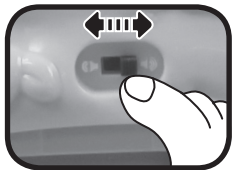
## 1. OFF/MODE SELECTOR

To turn the unit **ON**, slide the **OFF/MODE SELECTOR** to the Colour Mode (  ) or Counting Mode ( **123** ) position. To turn the unit **OFF**, slide the **OFF/MODE SELECTOR** to the **OFF** position.



## 2. VOLUME CONTROL SWITCH

To adjust the volume, slide the **VOLUME CONTROL SWITCH** to the **LOW VOLUME** (  ) or the **HIGH VOLUME** (  ) position.



## 3. AUTOMATIC SHUT-OFF

To preserve battery life, the **VTech® Discovery Activity Tree** will automatically power-down after approximately 40 seconds without input. The unit can be turned on again by pressing any button.

# ACTIVITIES

1. Slide the **OFF/MODE SELECTOR** to turn the unit **ON**. You will hear fun sound effects, a phrase and a sing-along song. The light will flash with the sounds.



2. Press the **LIGHT-UP BIRD BUTTON** to hear playful phrases, questions, melodies and sing-along songs in both modes. The light will flash with the sounds.



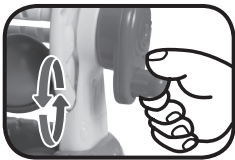
3. Press the four **APPLE BUTTONS** to hear colours and playful sing-along songs in Colour Mode, and to hear numbers and music in Counting Mode. The light will flash with the sounds.



4. Drop the **BALLS** into the tree to count them in both modes.



5. Turn the **WHEEL** to hear music in Colour Mode and to hear fun sounds and phrases in Counting Mode. The light will flash with the sounds.



6. Press the **SPRINGBOARD** to pop a ball back into the tree. Where it comes out is a surprise!



# MELODY LIST

1. This Old Man
2. One, Two, Buckle My Shoe
3. Pop! Goes the Weasel
4. Mary Had a Little Lamb
5. Humpty Dumpty
6. Hot Cross Buns
7. Skip to My Lou
8. Row, Row, Row Your Boat
9. It's Raining, It's Pouring
10. Jack & Jill
11. Three Blind Mice
12. London Bridge
13. Old MacDonald Had a Farm
14. Sing a Song of Sixpence
15. Three Little Kittens
16. I've Been Working on the Railroad
17. Bingo
18. Here We Go 'Round the Mulberry Bush
19. Hickory Dickory Dock
20. Hey, Diddle Diddle



# SING-ALONG SONG LYRICS

## SING-ALONG SONG 1

Counting is fun –  
Let's count from one!  
Then two, three, four –  
Let's count some more!

## SING-ALONG SONG 2

The apple tree is green and brown,  
Four colourful apples hanging 'round.  
Red, purple, orange and blue,  
Which apple is right for you?

## SING-ALONG SONG 3

Red apple, number one.  
Counting apples is so much fun!

## SING-ALONG SONG 4

Purple apple, number two.  
Count the balls – it's fun to do!

## SING-ALONG SONG 5

Orange apple, number three.  
Put the balls into the tree!

## SING-ALONG SONG 6

Blue apple, number four.  
Let's start again, let's count some more!

## CARE & MAINTENANCE

1. Keep the unit clean by wiping it with a slightly damp cloth.
2. Keep the unit out of direct sunlight and away from any direct heat source.
3. Remove the batteries when the unit will not be in use for an extended period of time.
4. Do not drop the unit on hard surfaces and do not expose the unit to moisture or water.

## TROUBLESHOOTING

If for some reason the program/activity stops working or malfunctions, please follow these steps:

1. Please turn the unit **OFF**.
2. Interrupt the power supply by removing the batteries.
3. Let the unit stand for a few minutes, then replace the batteries.
4. Turn the unit **ON**. The unit should now be ready to play again.
5. If the product still does not work, replace with an entire set of new batteries.

If the problem persists, please call our Consumer Services Department on 01235 546810 (from UK) or +44 1235 546810 (outside UK) and a service representative will be happy to help you.

**IMPORTANT NOTE:**

Creating and developing **VTech®** products is accompanied by a responsibility that we take very seriously. We make every effort to ensure the accuracy of the information which forms the value of our products. However, errors sometimes can occur. It is important for you to know that we stand behind our products and encourage you to call our Consumer Services Department on 01235 546810 (from UK) or +44 1235 546810 (outside UK) with any problems and/or suggestions that you might have. A service representative will be happy to help you.



CLASS 1  
LED PRODUCT

The Vtech logo consists of the word "vtech" in a white, lowercase, sans-serif font, enclosed within a dark grey oval shape.

## PRODUCT WARRANTY

Thank you for choosing this quality product from VTech. We hope it will bring many hours of entertainment, imaginative play and learning.



1. The product detailed above is covered by a one year warranty from the date of purchase, against any defects in materials or workmanship.
2. The product may be returned to the place of purchase. Alternatively the product can be returned to VTech Electronics Europe plc (see address below), with proof of purchase, without proof of purchase no replacement will be provided.
3. VTech Electronics Europe plc will examine the product and if it is found to be defective due to faulty materials or workmanship, will replace the product at their discretion.
4. If the product covered by this warranty is damaged due to misuse, modification or unauthorised repair, or because of faulty batteries, battery discharge or incorrect electrical connections, then this warranty becomes void.
5. This warranty is personal to the original purchaser and is not transferable.
6. Breakages to the LCD screen are not covered by the warranty.
7. Returns to VTech Electronics Europe plc should include a cheque or postal order for £1.50 towards the cost of return postage and packaging.
8. Products returned to VTech Electronics Europe plc, should be addressed as follows and packed carefully to avoid damage in transit (Please do not include batteries or adaptor).  
Please include details of the fault together with your name and address.

VTech Electronics Europe plc, c/o Tablogix Limited, 200 Milton Park, Abingdon, Oxon OX14 4TA

**THIS WARRANTY IS OFFERED AS AN EXTRA BENEFIT AND DOES NOT AFFECT CONSUMERS' STATUTORY RIGHTS.**

This warranty is valid for the UK and Eire only. For products purchased outside the UK and Eire, please contact your local distributor or place of purchase.

